

HOW TO SORT LAUNDRY

WHITES & TANS



 Permanent Press  Hot

DENIM, GRAY & BLACK



 Normal  Cold

RED, ORANGE, PINK & PURPLE



 Normal  Cold

BLUE, GREEN & YELLOW



 Normal  Cold

TOWELS & RAGS



 Normal  Hot

SHEETS & PILLOWCASES



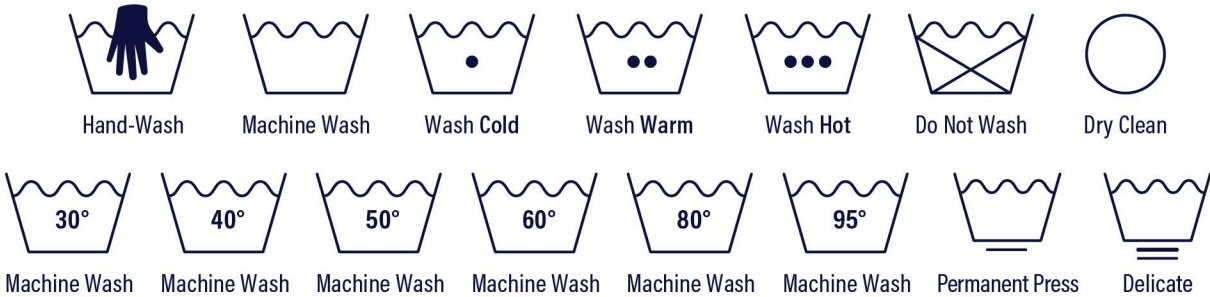
 Normal  Warm

Load the washing machine, add detergent (less is more!) and select the correct setting.
Press start and **set a timer** so you don't forget!

Washing Instructions

SYMBOL CHEAT SHEET

WASH



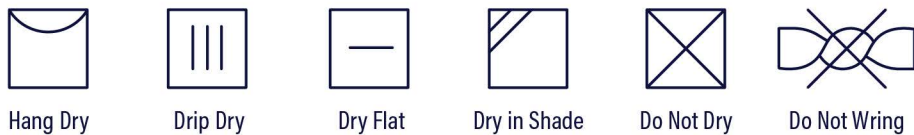
• BLEACH •



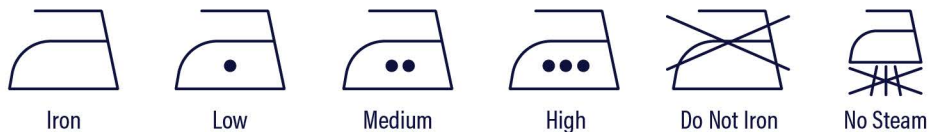
• TUMBLE DRY •



• DRY •




• IRON •



FABRIC CARE & STAIN REMOVAL

Cheat Sheet



GRASS

Make a paste with baking soda and white vinegar. Rub in stain and let sit for 15 minutes. Rinse. Reapply if needed.



SWEAT

Create a paste with baking soda and water. Rub in Stain. Wash in the hottest water safe for the fabric.



BLOOD

Mix 1 cup (250 ml) water, ½ cup (124 ml) peroxide and ½ cup (125 ml) baking soda. Apply to stain. Let sit for 20 minutes. Wash as usual.



CHOCOLATE

Rub dish soap onto stain and rinse with cold water. Repeat as necessary.



SAUCE & WINE

Combine equal parts hydrogen peroxide and dish soap. Dab onto stain and let sit for 1 minute. Wash as usual.



OIL & GREASE

Use a pre-treatment spray or stick, or dish soap, then wash in the hottest water safe for that fabric.



PAINT & INK

Use solvents, such as acetone, rubbing alcohol or spot remover. Rinse, repeat if needed and finally wash.



COSMETICS

Pre-treat with stain remover and wash as usual in the hottest water safe for the fabric.



COFFEE & TEA

Apply stain remover and wash immediately. Sponge the stain with rubbing alcohol and rinse with cold water.